

Girl Child Protection Programme in District Kulgam of Jammu and Kashmir: A Socio-Economic Analysis

* Hilal Ahmad Ganie ** Imtiyaz Ahmad Shah

*Department of Economics, Guru Nanak Dev University, Amritsar.

**Ph.D. scholar, Centre of Central Asian Studies, Kashmir University

Abstract:

Discrimination against girl child and preference for boys for several socio-cultural-religious reasons combined with the easy availability, affordability and subsequent misuse of technology has resulted in phenomenal increase in sex selective abortions. Consequently the Prime Minister launched the Girl Child Protection Programme on 22 Jan-2015 at Panipat in Haryana, an initiative to address issues that affect women on the long run and to reverse the trend of an adverse and declining Child Sex Ratio (CSR). The current paper analyzes the impact of this scheme on socio-economic factors (particularly on Child Sex Ratio) of females in district Kulgam of Jammu and Kashmir. During the last 2 years the Child Sex Ratio (CSR) has been favorable and is indicative of the fact that the efforts made by the concerned agencies under the GCPP has shown positive results on the ground. The targets as fixed in the guidelines of the Programme have been surpassed in the district.

Keywords:

Discrimination, Child-Sex Ratio, Programme, Panipat, Kulgam, Jammu and Kashmir.

1. Introduction

Discrimination against girl child and preference for boys for several socio-cultural-religious reasons combined with the easy availability, affordability and subsequent misuse of technology has resulted in phenomenal increase in sex selective abortions. The trend was first noticed when the results of 1991 National Census were released, and it was confirmed to be a worsening problem. Sex selective abortion or female feticide has led to a sharp drop in the ratio of girls born in contrast to boys in some states of India. Modern technology has made it possible to know the gender of a fetus in early phase of pregnancy.

The reduction in the female population of certain Indian states continued to worsen. The census 2011 data showed a significant declining trend with an all-time low CSR of 918, reflecting that the girl child is increasingly being excluded from life itself. It has also been observed that the trend is most pronounced in relatively prosperous regions of India. Varied reasons can be responsible for this social menace, however, the dowry system in India is often blamed, cited as a major cause of the problem. The menace of dowry is most intense in prosperous states of India.

Consequently the Prime Minister launched the Girl Child Protection Programme on 22 Jan-2015 at Panipat in Haryana, an initiative to address issues that affect women on the long run and to reverse the trend of an adverse and declining CSR. Girl Child Protection Programme is a social campaign that aims to generate awareness and improve the efficiency of welfare services intended for girls. The Programme is a joint initiative of Ministry of Women and Child Development (MOWCD), Ministry of Human Resources Development (MOHRD), Government of India. The Programme aims to address the issue of the declining Child Sex Ratio (CSR) through mass campaign across the country and initially focused multi Sectoral action in

100 gender critical districts throughout the country identified on the basis of low Child Sex ratio as per census 2011.

As per census 2011, the Child Sex Ratio in District Kulgam was recorded as 885 and 862 that of Jammu and Kashmir State, which is far below than National level CSR of 918. In its inception phase 5 districts, Jammu, Kupwara, Pulwama, Badgam & Anantnag were covered and 10 more districts of J&K including District Kulgam were added in its expansion phase on 5th Jan-2016 and later on extended to all the 22 districts. The Programme aims to address the issue of decline in child sex ratio through a mass campaign across the country and focused intervention and multisectoral action.

2. PROGRAMME OBJECTIVES

Govt of India launched the Girl Child Protection Programme on 22 Jan-2015 at Panipat in Haryana, an initiative to address issues that affect women on the long run and to reverse the trend of an adverse and declining CSR. The main objectives of the Programme are as follows:

- ❖ To prevent gender biased sex-selective elimination.
- ❖ To ensure survival and protection of the girl child.
- ❖ To ensure education and participation of the girl child.

3. Literature Review:

Naveen Kumar (2015) while analyzing Beti Bachao and Beti Pdhao (save the girl child and educate her) programme geographically in districts of Haryana using census data 1971- 2011. The author has shown a positive impact of this programme on improving child sex ratio from 819 in 2001 to 834 in 2011. However this increase is far behind than national average (918).

Varsha and Sangwan (2018) had shown that there is less awareness of gender employment and the Beti Bachao Beti Padhao scheme among girls and ladies of district Hisar (Haryana).

Kumari (2015) proved that simply increasing the female literacy and autonomy without bringing about the change in mind-set will not be completely successful in combating the problem of female foeticide. It explores the level of autonomy being enjoyed by the Women of Patna, their attitude towards female foeticide and also the factors which arouse the son-preference in them

Ghosh et al (2015), found that literacy or education in its present form are not enough to empower women. The government schemes and drives for women's empowerment seem to completely ignore the role of education in ensuring both economic and political empowerment.

4. OBJECTIVES OF THE STUDY

Given the objectives of the Programme the present study has been conducted with the following objectives:

- To assess the physical progress made under the Programme.
- To know the present trend of Child Sex Ratio in the District.
- To know/assess the level of awareness under the Programme with regard to protection and education of the girl child.
- To assess/ascertain the extent to which the Programme has succeeded in empowering the girl child.

5. PROGRAMME MODALITIES

In order to achieve the defined objectives the GCPP emphasizes/encompasses the following components/activities. However, the guidelines/components aren't exhaustive ones, the districts concerned can evolve any other innovative activities to achieve the intended results.

- ❖ Inter sectorial consultations and meeting, meetings of District Task Force (DTF) and Block Task Force (BTF), to formulate and implement District level and Block level plans regarding Girl Child Protection Programme.
- ❖ Training and capacity building/sensitization programme of all the stakeholder.
- ❖ Innovative practices to celebrate the birth of the girl child and felicitation/encourage the mothers giving birth to girl child.
- ❖ Awareness generation, sensitization campaign, community mobilization and outreach activity to ensure that girls are born, nurtured and educated without discrimination to become empowered citizens of country with equal rights.
- ❖ Engagement/strengthening of linkages with other stake holders, NGOs, Women Organizations, Civil Society groups and Educational Institutions.
- ❖ Strengthening of PC&PNDT cells in the district.
- ❖ Institution of district level awards/rewards to be given to the gross root workers, community champions.

6. METHODOLOGY

To assess the impact of the Programme regarding enrollment, sex-ratio and nutrition status of girls in district Kulgam, a sample size consisting of total 60 schools with 24 primary schools, 24 middle schools and 12 high schools consisting of 6.82% of total schools were taken up using stratified random sampling method for detailed investigation. Similarly 122 number of Anganwadi centers out of total 1199 were taken. Anganwadi centers were taken up from all the four ICDS Projects giving due representation to both rural and urban and far flung areas to assess the impact of the Programme.

Table No. 1

Zone-wise sample of schools taken for the study

S. No	Name of education Zone	No of schools taken-up		
		Primary	Middle	High
01	Yaripora	03	03	02
02	Kulgam	04	04	02
03	D.H. Pora	05	05	02
04	HC gam	04	04	02
05	Qaimoh	03	03	02
06	Devsar	05	05	02
	Total	24	24	12

Table No. 2

Project-wise sample of AWCs taken for the study

S.No	Name of Project	No of AWCs taken-up for study
01	HS Bugh	29
02	Kulgam	16
03	D.H Pora	21
04	Pahloo	36
05	Devsar	20
	Total	122

In addition to this following schedules have been devised for collection of required data for the evaluation study:

1. Schedule-I for collection of information from sample Anganwadi centers.
2. Schedule-II for collection of data from sample schools.

7. PERIOD OF STUDY

The official data relates to three year period from 2016-17 to 2017-18 whereas, field data pertains to year 2017-18.

8. INSTITUTIONAL IMPACT

8.1 STATUS OF KOSTURBA GANDHI BALIKA VIDYALA SCHOOLS IN THE DISTRICT

As gender disparities still persist in the rural areas and among disadvantaged communities. Looking at the enrollment trends, there are significant gaps in the enrollment of girls at the elementary level as compared to boys, especially at the upper primary levels. The objective of KGBV is to ensure that quality education is feasible and accessible to the girls of disadvantageous groups of society by setting up residential schools with the boarding facility at elementary level.

However in the district Kulgam, only three KGBV schools have been setup in Kulgam, DH Pora and Qoimoh falling in the education zones Kulgam, DH Pora and Qoimoh respectively. There is no KGBV school in the zones Yaripora, Devsar and HC Gam. Opening of new KGBVs at appropriate locations will have a definite impact on the cause of GCPP objective.

8.2 STATUS OF GIRLS HOSTEL IN THE DISTRICT

No girls hostel is functional in district Kulgam for any category of schools. However in the block DH Pora, the construction work for girls hostel has been started and is at lentil level. In zone Qoimoh, the girls

hostel for senior secondary level is at plinth level while in zone Kulgam, the construction work for the girls hostel for senior secondary girls is at lentil level. The presence/availability of girls hostel at least at zonal level could have made a positive impact on enrollment of girls especially in far flung areas of the district.

8.3 SEX RATIO AT BIRTH

The sex ratio at birth defined as the number of females born per thousand males, is an important statistical indicator to assess/know the survival and protection of girl child.

As per the data provided by CMO, Kulgam, the registration of births of both boys and girls during last 3 years viz., 2015-16, 2016-17, 2017-18 is depicted in the following table.

Table No. 3

Status of SRB in the District during the period 2015-16 to 2017-18

S. No	Year	Registration of births						Sex Ratio at Birth
		Boys			Girls			
		Institutional	Domicile	Total	Institutional	Domicile	Total	
1	2015-16	1794	261	2055	1696	276	2172	1057
2	2016-17	2159	266	2425	2359	211	2570	1060
3	2017-18	1767	71	1838	1838	77	1915	1041

From the above table it is clear that SRB is favorable in the district as in the year 2015-16, there were 1057 females born per 1000 males, in 2016-17, 1060 girls were born per 1000 boys and in 2017-18 (upto Feb-2018), 1041 girls were born per thousand boys in the district Kulgam. The favorable SRB reflects a continued preference for a female child and the bias in favor of a male child as is seen in other parts of the country/state has not been observed in the district Kulgam. The Girl Child Protection Programme is thus having a positive impact in the district Kulgam.

8.4 ANC REGISTRATION/CHECKUP

Antenatal care is the systemic supervision of women during pregnancy to monitor the progress of fetal growth and to ascertain the well-being of mother and the fetus. A proper antenatal checkup provides necessary care to the mother and helps identify any complications of pregnancy such as anemia, preeclampsia, hypertension etc in the mother and slow/inadequate growth of fetus. Antenatal care allows for the timely management of complications through referral to an appropriate facility for further treatment. It also provides opportunity to prepare a birth plan and identify a facility for delivery and referral in case of complications.

Girl Child Protection Programme lays emphasis on registration of pregnancies in the first trimester itself in Anganwadi center or sub centre. As sex determination is possible only after 3 months of pregnancy, pregnant women who register themselves after three months are likely to have gone for sex determination of fetus.

The number of ANC registrations and number of pregnancies registered in first trimester in the district Kulgam for the last three years are tabulated as under.

Table No. 4

Status of ANC and Trimester registrations in the District during the period 2015-16 to 2017-18

S. No	Year	No. of ANC registrations	No. of pregnancies registered in first trimester
1	2015-16	10019	8319
2	2016-17	9841	8454
3	2017-18	8036	7366

It is evident from the above table, that most of the pregnancies have been registered in the first trimester, thereby reducing the chances of pregnant women going for sex determination of fetus. In 2015-16, only 8319 pregnant women out of 10019 were registered in the first trimester making it to **83%**. In the year 2016-17, **85%** of pregnant ladies were registered in the first trimester and in the year 2017-18, upto Feb. 2018, **92%** of women were registered in the said period. Still then there are improvements seen in the registration as it can be noticed that the percentage registrations have been increasing each year consequent upon vigorous interventions under GCPP and other women empowerment Programmes initiated by the govt. The achievements are encouraging, however, still 8% of pregnancies have remained unnoticed in the first trimester during the year 2017-18 therefore needs effective implementation of MCPC by AWWs/ASHAs across the continuum.

8.5 IMPLEMENTATION OF (PC & PNNDT) ACT

In district Kulgam, district Pre Conception and Pre Natal Diagnostic Techniques (PC & PNNDT) cell is operational as per the records made available by CMO, Kulgam. The implementation of various provisions of the act in the district are tabulated as follows.

Table No. 5

Provision of PC & PNNDT Act

S.No	Provision Of the act	Details/Magnitude
1	Operation of PC & PNNDT cell	Yes
2	Facilities in total registered under under PC & PNNDT act in the district	06 with 05 in private & 01 in Govt. sector
3	Registrations issued under PC & PNNDT act in the last 3 years	02
4	IVF clinics registered under PC & PNNDT Act	0
5	Courts cases pending and conviction secured under the Act	0
6	Complaints received and cases filled by the district	0

	appropriate authority in last three years	
7	No. of diagnostic facilities/ diagnostic equipments sealed & desealed under the Act	0
8	No. of unregistered facilities providing diagnostic services identified by means of survey or mapping in the district	0
9	No. of convicted doctors whose licenses stand cancelled/suspended in the district	0
10	No. of diagnostic facilities submitting records every 5 th of the month to District appropriate authority	05 (Private sector)
11	Whether records submitted during the last 3 years to the District Appropriate Authority have been analyzed and scrutinized	Yes

The table reveals that total of six facilities with five in private sector and one in government sector are registered under PC & PNDDT act, in the district. However, no IVF clinic is registered under the said act in Kulgam district. Further no court cases are pending and no convictions have made and no complaints were received under the act in the district. This can be a possible and potential cause for the favorable sex ratio witnessed in the district during the last three years.

8.6 STATUS OF 0-6 POPULATION & THEIR ENROLLMENT

National Family Health Survey (NFHS-4) released in 2015-16 revealed that 35.7% of children below 5 years are underweight, 38.4% are stunted and 21% are wasted in the country, among the underweight children about 16% are severely malnourished. The underweight condition is one of the composite indicators for child malnutrition. According to a report released by Indian Council of Medical Research (ICMR) in collaboration with Public Health Foundation of India and Institute for Health Metrics and Evaluation in the year 2017 revealed that 10% of Child Deaths & disabilities in Jammu & Kashmir occur due to Malnutrition. As such, ICDS Programme in J&K has assumed a very important dimension as it is aimed to provide nutritional support and pre-schooling to the children aged 0-6 years of age for overall Physical and Mental development. The status of (0-6) population and Enrollment of sample villages of the district for the reference year 2017-18 is tabulated as follows.

Table No. 6

Project-wise, status of Population, Enrollment and Malnourished children (0-6) year in the sample village during the reference year 2017-18

S. No	Name of Project	Sample village	0-6 population			Enrollment		
			Boys	Girls	total	Boys	girls	total
		Nowpora	87	116	203	89	101	190
		Manigam	45	42	87	45	42	87
	Devsar	Hanjipora	15	20	35	15	15	30
		Agroo	37	41	78	37	41	78
		Sopat	112	128	240	97	128	225
	Total		296	347	643	283	327	610
	Pahloo	Akhall	86	70	156	78	70	148
		Khaloora	72	73	145	64	72	136

	Brinal	156	160	316	148	148	296
	Asthal	57	56	113	57	56	113
	Guddar	135	126	261	120	117	237
Total		506	485	991	467	463	930
	Qaimoh	102	87	189	100	84	184
	Bachroo	119	118	237	61	56	117
	Danew	126	110	236	101	93	194
H.S Bugh	MunadGuffa n	70	84	154	59	72	131
	Rampora	17	14	31	17	14	31
	TN Pora	127	133	260	64	100	164
	Rahpora	65	63	128	37	39	76
Total		626	609	1235	439	458	897
	Nandimarg-B	153	157	310	79	81	160
	MM Guri	42	37	79	36	33	69
D. H Pora	Boh	120	119	239	106	105	211
	Hallan	170	188	358	49	47	96
	Gandwani	67	56	123	62	56	118
Total		552	557	1109	332	322	654
	Souch	47	48	95	47	48	95
	Kachohallan	37	40	77	37	40	77
Kulgam	Katrasoo	124	106	230	83	78	161
	Motorgam	41	44	85	41	44	85
	Lirrow	30	51	81	30	51	81
Total		279	289	568	238	261	499
Grand total		2259	2287	4546	1759	1831	3590

The above table reveals that in ICDS Project Devsar out of 643 children 610 have been enrolled and brought under the ambit of ICDS Programme showing an achievement of 95%. In case of Girls 327 out of 347 i.e 94.23% have been enrolled in different Anganwadi Centres of the project.

In ICDS project Pahloo, out of 991 children of 0-6 years age, 930 are benefitting from the Programme indicating an achievement of 93.84% and in case of Girl population 463 have been found enrolled out 485 indicating an achievement of 95.46%.

In ICDS project HS Bugh 897 children out of 1235 i.e 72.6% have been brought under the ambit of the Programme. As far as Girls are concerned, 75.20% of girls are enrolled in AWCs of the project and are being provided nutritional diet for overall development of girl child.

In ICDS Project DH Pora, out of total population of 1109 children, only 654 are enjoying the benefits of Programme i.e only 60% of the child population have been covered in the project. The low enrollment of the girls has been found in the project with only 58% of them have been brought under the Programme. As DH Pora Sub-Division of District is a far flung area with large Tribal population, it should be the endeavor of govt. to cover maximum children under the Programme. The ICDS Programme will definitely change the nutritional profile of the tribal children especially girls, whose physical development is otherwise apathetic.

In Project Kulgam, 499 children out of 568 have been enrolled in the sample AWCs i.e about 88% of 0-6 year population are enjoying the services being offered under the Programme. Similarly, 90% of the girls have been brought under the Programme in the said project, which will definitely have a positive impact on the Physical as well as Mental development of girls.

8.7 OVERALL STATUS OF PROGRAMME IN THE DISTRICT

The overall status of population, enrollment and number of malnourished children under ICDS Programme for the sample AWCs in the district as a whole is depicted in the following table.

Table No. 7

Overall Status of the programme in District Kulgam for the reference year 2017-18

S. No	0-6 population			Enrollment			No. of Malnourished Children		
	Boys	Girls	Total	Boys	Girls	Total	Boys	Girls	Total
01	2259	2287	4546	1759	1831	3590	03	02	05

As is evident from the table, there is a population of 4546 children of 0-6 age in the sample villages. Out of these 3590 children are enrolled i.e about 97% of sample child population has been brought under ambit of the Programme. Although there is further scope of improvement, yet the district has encouraging trend of enrollment under the Programme. Similarly 80% of sample girl population are enrolled and are availing the different services offered under the Programme. The better percentage of girl enrollment under the Programme in future will definitely prove to be a boon for the Girl Child Protection Programme in the district.

During the course of study, it also transpired that negligible percentage (0.10%) of child population in the district is underweight or malnourished.

Only 5 children with 02 girls were reported to be malnourished/underweight in DH Pora area of the district. The area thus needs special focus both in terms of enrollment and tracking the nutritional profile of the child population especially the girls.

8.8 STATUS OF CHILD POPULATION IN SAMPLE VILLAGES

The project wise, year-wise status of child population (0-6 years) of sample villages of the district Kulgam as recorded during the field findings is summarized in the following table.

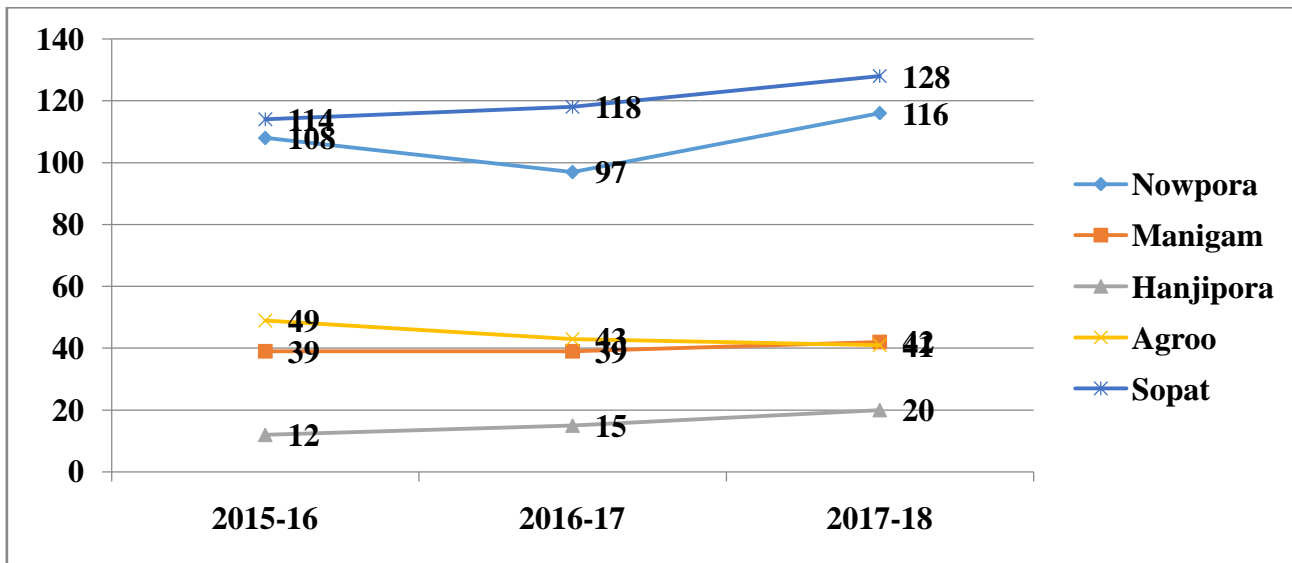
Table No. 8

Project-wise 0-6 year child population of Sample Villages of the district during the period

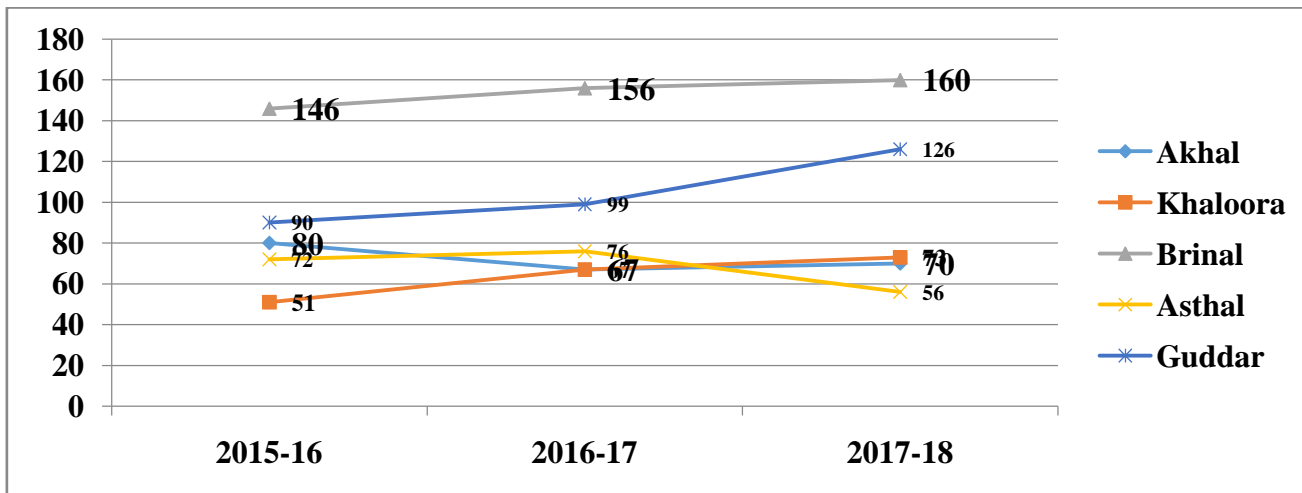
S. No	Name of Project	Sample village	Year wise (0-6) population								
			2015-16			2016-17			2017-18		
			Boys	Girls	Total	Boys	Girls	Total	Boys	Girls	Total
1	DEVSAR	Nowpora	112	108	220	108	97	205	87	116	203
		Manigam	46	39	85	49	39	88	45	42	87
		Hanjipora	18	12	30	19	15	34	15	20	35
		Agroo	43	49	92	41	43	84	37	41	78
		Sopat	108	114	222	98	118	216	112	128	240
	Total	327	322	649	315	312	627	296	347	643	
	PAH LOO	Akhal	82	80	162	71	67	138	86	70	156

2		Khalooraa	65	51	116	66	67	133	72	73	145
		Brinal	116	146	262	135	156	291	156	160	316
		Asthal	60	72	132	59	76	135	57	56	113
		Guddar	106	90	196	102	99	201	135	126	261
		Total	429	439	868	433	465	898	506	485	991
3	HS BUGH	Qaimoh	98	103	201	105	86	191	102	87	189
		Buchroo	86	80	166	101	97	198	119	118	237
		Danew	202	85	287	104	97	201	126	110	236
		M. Guffan	97	98	195	78	76	154	70	84	154
		Rampora	14	13	27	14	11	25	17	14	31
		T. N Pora	109	138	247	147	144	291	127	133	260
		Rahpora	64	58	122	47	53	100	65	63	128
		Total	670	575	1245	596	564	1160	626	609	1235
4	DH PORA	Nandimarg-B	130	138	268	143	150	293	153	157	310
		HM Guri	39	56	95	38	47	85	47	37	74
		Boh	138	138	276	130	137	267	120	119	239
		Hallan	126	138	264	137	157	294	170	188	358
		Gandwani	54	49	103	62	56	118	67	56	123
		Total	487	519	1006	510	547	1057	557	557	1114
5	KULGAM	Souch	57	43	100	58	45	103	47	48	95
		Kachohalan	33	43	76	34	45	79	37	40	77
		Katrasoo	92	87	179	96	95	191	124	106	230
		Motargam	34	48	82	36	43	79	41	44	85
		Lirow	29	34	63	28	41	69	30	51	81
		Total	245	255	500	252	269	521	279	289	568
Grand Total			2158	2110	4268	210	215	4263	2264	2287	4551

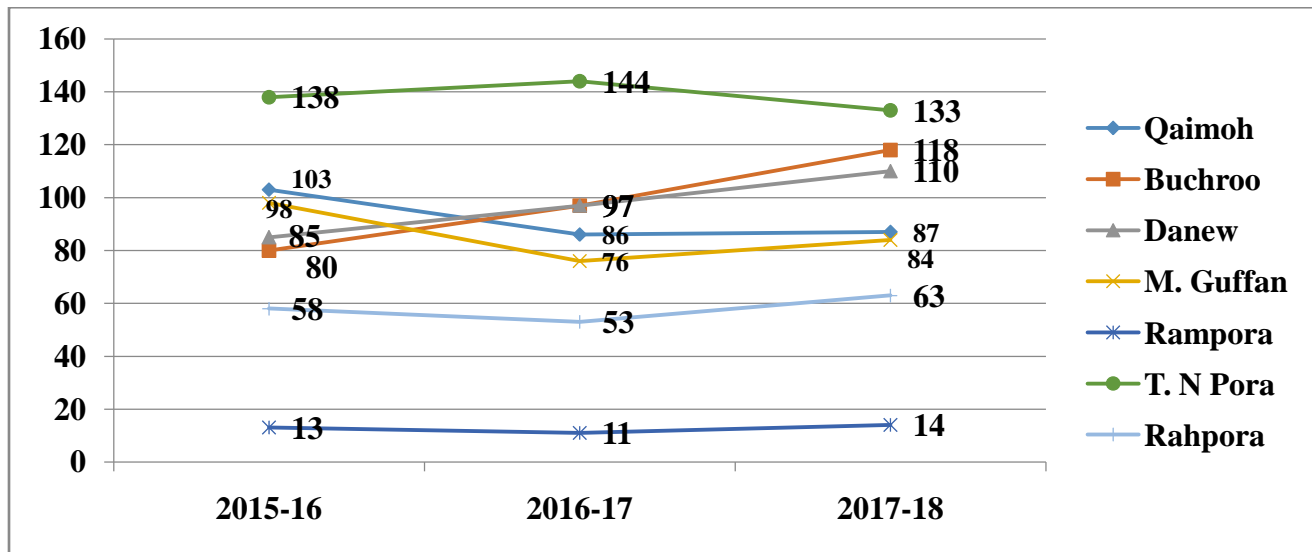
2015-16 to
2017-18.



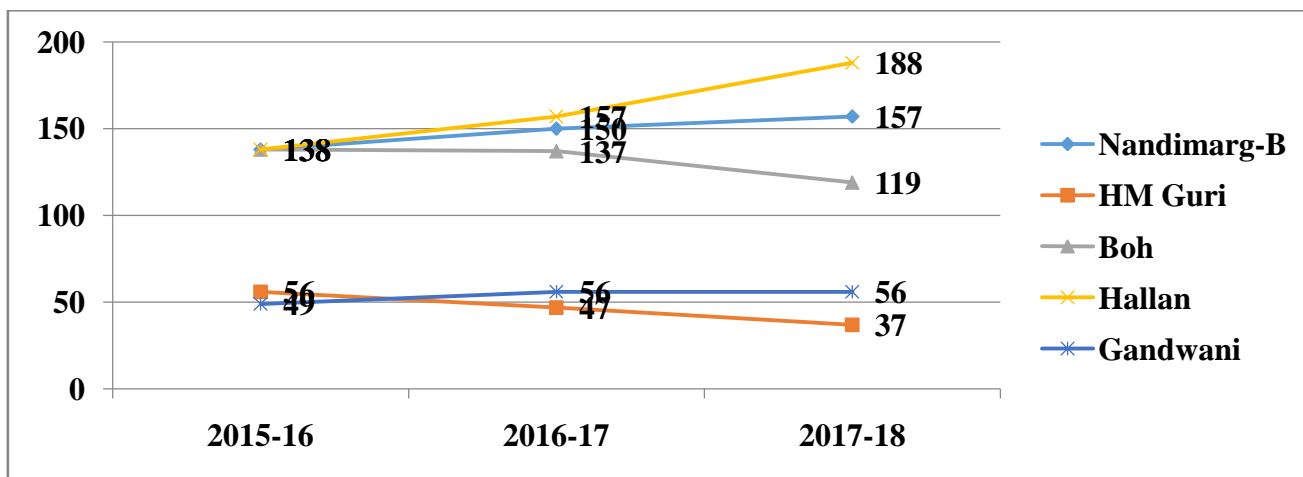
TREND SHOWING CHANGES IN (0-6) FEMALE POPULATION IN SAMPLE VILLAGES OF ICDS PROJECT DEVSAR DURING THE PERIOD 2015-16 TO 2017-18



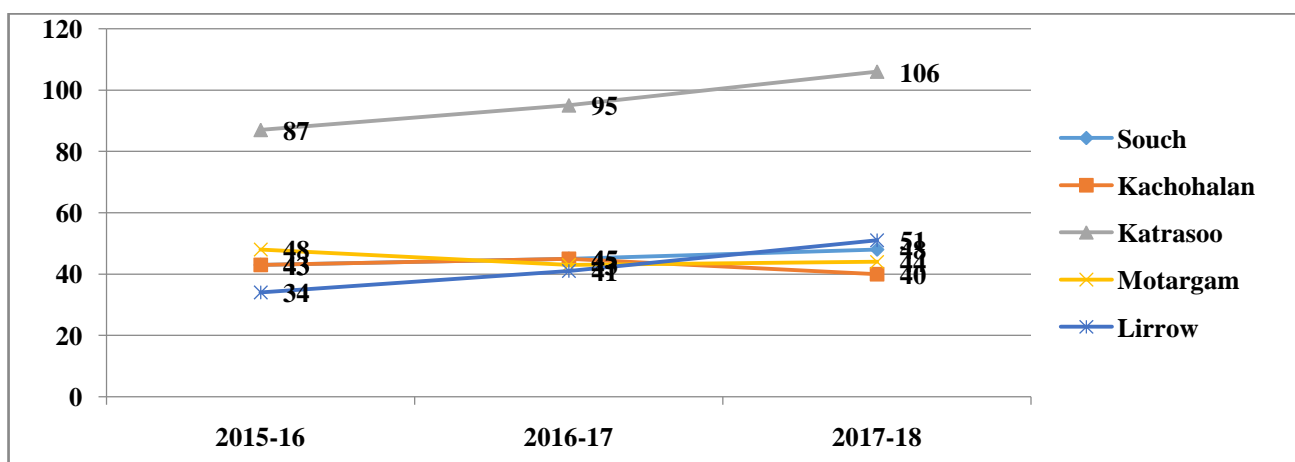
TREND SHOWING CHANGES IN (0-6) FEMALE POPULATION IN SAMPLE VILLAGES OF ICDS PROJECT PAHLOO DURING THE PERIOD 2015-16 TO 2017-18



TREND SHOWING CHANGES IN (0-6) FEMALE POPULATION IN SAMPLE VILLAGES OF ICDS PROJECT H.S. BUGH DURING THE PERIOD 2015-16 TO 2017-18



TREND SHOWING CHANGES IN (0-6) FEMALE POPULATION IN SAMPLE VILLAGES OF ICDS PROJECT D.H. PORA DURING THE PERIOD 2015-16 TO 2017-18



TREND

SHOWING CHANGES IN (0-6) FEMALE POPULATION IN SAMPLE VILLAGES OF ICDS PROJECT KULGAM DURING THE PERIOD 2015-16 TO 2017-18

8.9 PROJECT WISE CHILD SEX RATIO OF SAMPLE VILLAGES

The project wise, year-wise status of child sex ratio of sample villages of the district Kulgam as ascertained during the field investigations is tabulated as follows.

Table No. 9

Project-wise Child Sex Ratio(CSR) of Sample Villages during the period 2015-16 to 2017-18.

S. No	Name of Project	Year wise (0-6) population									Child Sex Ratio (CSR)		
		2015-16			2016-17			2017-18			2015-16	2016-17	2017-18
		Boys	Girls	Total	Boys	Girls	Total	Boys	Girls	Total			
1	DEVSA R	327	322	649	315	312	627	296	347	643	985	990	1172
2	PAHLO O	429	439	868	433	465	898	506	485	991	1023	1074	958
3	HS BUGH	670	575	1245	596	564	1160	626	609	1235	858	946	973
4	DH PORA	487	519	1006	510	547	1057	557	557	1114	1066	1073	1000
5	KULGA M	245	255	500	252	269	521	279	289	568	1041	1067	1036
	Total	2158	2110	4268	2106	2157	4263	2264	2287	4551	978	1024	1010

The above table and bar diagram clearly depicts that there is no systematic trend in the child sex ratio during last three years in different ICDS projects of the district, yet the overall Child Sex Ratio is far better in the district compared to State level or National level.

In project Devsar, the CSR of 985 for 2015-16 has increased to 990 in 2016-17 and again increased to favorable CSR of 1172 in 2017-18, thereby indicating that GCPP has made a significant impact in the year 2017-18 in the project.

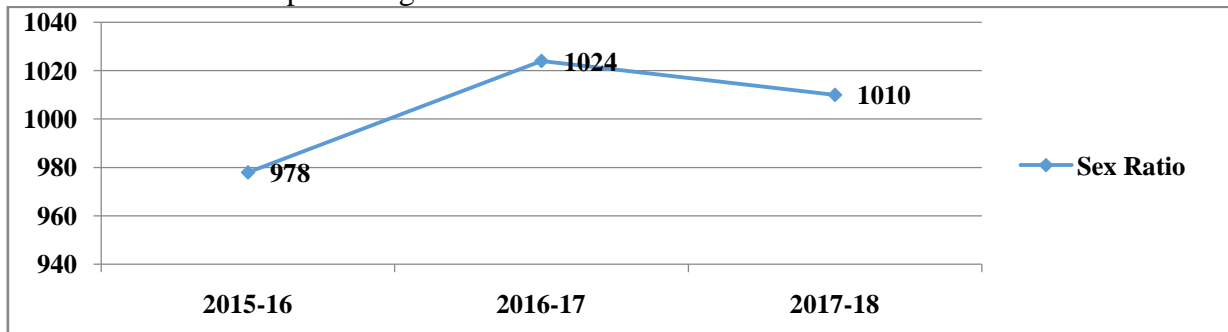
In ICDS project Pahloo, although the CSR of 1023 and 1074 witnessed for the year 2015-16 and 2016-17 is very encouraging. However, the CSR lowered to 958 in the year 2017-18.

In ICDS project HS Bugh, the CSR of 858 in 2015-16, lower than the state CSR of 944, has increased to 946 in the year 2016-17 and increased further to 973 in the year 2017-18. If the trend continues in the same manner through the continuous initiatives like Girl Child Protection Programme, the CSR might surpass the state ratio.

In ICDS project D. H Pora the CSR is very favorable in all the three preceding years with the ratio increasing from 1066 in 2015-16 to 1073 in the year 2016-17. However, in the year 2017-18, a decrease has been witnessed with CSR dipping to 1000, thereby indicating that there is more scope of improvement in enhancing the ratio in the coming years.

Most parts of the ICDS project Kulgam fall in urban area, a healthy trend has been observed in the CSR. Although the CSR of 1041 in 2015-16 and 1067 in 2016-17 has decreased to 1036 in 2017-18, yet the CSR of

last three years indicate that the girls are born and brought up in the area and there isn't any special preference for male children compared to girls.



Child Sex Ratio (CSR) in District Kulgam during the period 2015-16 to 2017-18

The CSR has increased 46 points from the year 2015-16 to the year 2016-17 in the district and slightly decreased by 14 points in the year 2017-18 compared to the year 2016-17. However, in the last 2 years the CSR has been favorable and is indicative of the fact that the efforts made by the concerned agencies under the GCPP has shown positive results on the ground. The targets as fixed in the guidelines of the Programme have been surpassed in the district. The momentum, however, needs to be further accelerated so that the campaign serves the purpose of giving a chance to more and more girls to get birth and live a dignified life.

8.10 PROJECT-WISE STATUS OF ADOLESCENT GIRLS

Apart from laying emphasis on giving birth to female child the Girl Child Protection Programme also aims that girls are brought up in a healthy environment and are provided equal opportunities for their overall physical and mental development.

During the course of field investigations the health of adolescent girls was also recorded and it was observed that a very negligible percentage of adolescent girls i.e 0.41% were mildly anemic.

Table No. 10

Project-wise status of adolescent girls during the period 2015-16 to 2017-18

S. No	Name of Project	No. of Adolescent Girls Enrolled in sample AWC's	No. of Anemic Girls Enrolled in sample AWC's
1	DEVSAR	467	00
2	PAHLOO	636	00
3	HS BUGH	440	00
4	DH PORA	381	00
5	KULGAM	284	09
	Total	2208	09

Above table clearly indicates that only 09 adolescent girls out of 2208 girls registered in sample AWCs were observed as anemic. The satisfactory health status of adolescent girls is an indicator of the fact that GCPP

campaign has made a good impact on the adolescent health and hygiene in the district. The field investigations also revealed that the girl child is brought up without discrimination.

8.11 PROJECT-WISE STATUS OF IEC ACTIVITY

The GCPP campaign lays emphasis on improving awareness and utilization of programmes under different women and child development Programmes implemented by ministry of Women & Child Development. A sustained Social Mobilization and Communication Campaign needs to be implemented to create equal value for the girl child and promote her education. In district Kulgam, the IEC activities undertaken under the Programme in sample AWCs is tabulated here under.

Table No. 11
Project-wise status of IEC activity and Awareness creation

S.No	Name of Project	No. of Sample AWCs	No. of Sample AWCs where IEC material was distributed	No. of Sample AWCs where Awareness Creation programmes were organized
01	DEVSAR	20	07	05
02	PAHLOO	36	00	04
03	HS BUGH	29	05	16
04	DH PORA	21	00	21
05	KULGAM	16	06	16
	Total	122	18	62

Above tables reveals that there were only 18 AWCs out of 122 sample AWCs were IEC material about the GCPP Programme was distributed among the stake holders and surrounding population i.e only 15% of sample AWCs were provided the IEC material. Similarly, in only 62 sample AWCs out of 122, awareness generation programmes about the Programme were organized I.e only about 51% of sample AWCs have organized awareness generation programmes in the district. Efforts need to be made to organize display of posters and other IEC material related to the campaign, in all AWCs of the district.

Further no Community Mobilization initiatives like celebration of girl child or celebration of girl child day was reported in any of the sample AWCs. The concerned department has to gear-up to enhance awareness about the Programme among the masses and identify local champions at all levels for creating awareness about the issues concerning women and girl child.

The Gudda- Guddi Boards used for displaying monthly birth statistics and disseminating information on GCPP Programme was also not seen prominently displayed at public places, during the course of filed study. Only some boards were distributed at Zonal level and were found lying idle inside the sample AWCs. No figures/data of the population of Boys/Girls was displayed on the boards thereby defeating the very purpose for which these boards were meant for.

8.12 ZONE-WISE STATUS OF GIRL ENROLLMENT

One of the important monitorable targets under GCPP Programme is to increase the Girl Enrollment at all levels. The enrollment of Boys and Girls and their dropout rates in sample schools of different education zones of district Kulgam during the year 2017-18 as enquired from the field investigations is tabulated as under.

Table No. 12
Zone-wise Status of Girl Enrollment of sample schools for the reference year 2017-18

S. No	Name of Zone	level	Enrollment			Dropout Rates			Re-Enrollment		
			Boys	Girls	Total	Boys	Girls	Total	Boys	Girls	Total
1	Devsar	Primary	52	67	119	00	00	00	00	00	00
		Middle	75	85	160	00	00	00	00	00	00
		Secondary	110	95	205	00	00	00	00	00	00
	Total		237	247	484	00	00	00	00	00	00
2	Kulgam	Primary	174	198	372	00	00	00	00	00	00
		Middle	155	111	266	00	00	00	00	00	00
		Secondary	73	78	151	00	00	00	00	00	00
	Total		402	387	789	00	00	00	00	00	00
3	Yaripora	Primary	32	32	64	00	00	00	00	00	00
		Middle	23	21	44	00	00	00	00	00	00
		Secondary	36	45	81	00	00	00	00	00	00
	Total		91	98	189	00	00	00	00	00	00
4	D. H Pora	Primary	97	100	197	00	00	00	00	00	00
		Middle	65	78	143	00	00	00	00	00	00
		Secondary	125	148	273	00	00	00	00	00	00
	Total		287	326	613	00	00	00	00	00	00
5	H. C Gam	Primary	18	39	57	00	00	00	00	00	00
		Middle	23	47	70	00	00	00	00	00	00
		Secondary	72	91	163	00	00	00	00	00	00
	Total		113	177	290	00	00	00	00	00	00

		Primary	37	31	68	00	00	00	00	00	00
6	Qaimoh	Middle	20	27	47	00	00	00	00	00	00
		Secondary	52	27	79	00	00	00	00	00	00
		Total	109	85	194	00	00	00	00	00	00
Grand Total			123	132	2559	00	00	00	00	00	00
			9	0							

From the above table it is evident that except in education zone Qaimoh and Kulgam, in all other zones the enrollment of girls is more than those of boys. Even in Qaimoh and Kulgam zones, the difference in enrollment isn't alarming. Further in education zone Devsar the Enrollment of girls at Middle and Secondary level shows an increasing trend. In education zone Kulgam, there is however, a decreasing trend of enrollment of girls from Primary to Middle to Secondary level. In education zone Yaripora, the enrollment of girls has shown a marked increase from middle to Secondary level although the same trend is not observed from primary to Middle level.

In education zone D. H Pora, the girl enrollment at Secondary level has markedly increased although at Middle level, there is a decrease in enrollment compared to that of Primary level. In HC Gam zone, the enrollment has increased while at Middle level also there is an increase in enrollment. In education zone Qaimoh the level of enrollment at Secondary level has remained stagnant while as girl enrollment at Middle level has slightly decreased. Further no dropout has been witnessed in any sample school, thereby indicating that girls are continuing their education from Primary to Middle, from Middle to Secondary and further to senior Secondary levels in the district and there is no discrimination with girls as far as education is concerned.

8.13 ZONE-WISE, STATUS OF TOILETS IN SAMPLE SCHOOLS

The GCPP lays emphasis on the construction of girl toilets, where none exists and make dysfunctional toilets functional. The status of toilets in sample schools as recorded during the field survey is given below.

Table No. 13

Zone-wise status of toilet facility

S. No	Name of Zone	No. of Sample Schools	No. of Toilet/Washrooms			Status of Toilet				No. of Schools without Toilet Facility	
			Boys	Girls	Total	Functional	Non-functional	Boys	Girls		
1	Kulgam	10	10	07	17	10	07	00	00	00	03
2	Devsar	12	12	10	22	08	07	04	03	00	00
3	Qaimoh	08	08	08	16	04	05	04	03	00	00
4	Yaripora	08	07	08	15	07	08	00	00	00	00

5	D. H Pora	12	11	11	22	09	07	02	04	00	01
6	H. C Gam	10	06	09	15	06	09	00	00	01	01
	Total	60	54	53	107	44	43	10	10	01	05

Above table clearly indicates that out of 60 sample schools, 6 (10%) schools were found without toilet facility. Out of these 6 schools, 05 are of girls. Further not all the toilets points were found functional. Out of 53 toilet points meant for girls, 10 are non-functional i.e about 19% of the toilets are non-functional. More emphasis should be laid on providing toilet facilities to all schools of the district along with making all nonfunctional ones functional. The covering of all schools under such a facility will enable more girls to attend schools and would lead to fulfillment of the Programme guidelines.

8.14 ZONE-WISE IEC ACTIVITIES

The IEC material regarding GCPP campaign distributed among children enrolled at sample schools was brought under the ambit of investigation. The zone-wise status of IEC activities and awareness generation programmes is tabulated as follows.

Table No. 14
Zone-wise status of IEC activity and Awareness creation

S.No	Name of Zone	No. of Sample Schools	No. of Sample Schools where IEC material was distributed	No. of Sample Schools where Awareness Creation programmes were organized
01	Kulgam	10	00	00
02	Devsar	12	00	00
03	Qaimoh	08	00	02
04	Yaripora	08	00	00
05	D. H Pora	12	00	00
06	H.C Gam	10	00	06
	Total	60	00	08

During the field enquiry it was however, observed that out of 60 sample schools no school was provided the IEC material (Posters, Notebooks, Pamphlets etc) nor was the same distributed among the students or the teachers of these schools. Similarly awareness generation programmes like Seminars, symposiums, debates, discussions, quiz programmes or Painting competitions were conducted only in 08 (13%) schools out of 60 sample schools. Although in 25% of schools in education zone Qaimoh and 60% of schools in zone HC Gam awareness generation programmes were organized, in other zones no such activities were organized. For better implementation of the Programme at gross root level, the school teachers and students need to be sensitized and made aware about the critical parameters like CSR, Sex ratio at birth and the importance and value of giving birth to girl child. The school teachers can help in creating awareness about the various parameters of the

Programme to the surrounding population and can become the agents of change in propagating the value of a girl child.

9. SOCIAL IMPACT OF THE PROGRAMME

Success or failure of an important social development programme like the one Girl Child Protection Programme, largely depends upon the understanding by the common masses. Programmes in general and social development programmes in particular fail to achieve the desired objectives unless and until people are made aware and stake holders in the implementation of such important programmes. Therefore, public perception and participation in such programmes is sine qua non for the success of such vital programme.

In order to assess the public perception regarding the implementation and effectiveness of the programme a well-structured questionnaire was devised to collect information from as many as 189 knowledgeable persons from different walks of life, spread over 27 sample villages across different ICDS projects i.e. 7 from each sample village were contacted to elicit their opinion on the overall performance of the Programme and its impact on the social-status of girl child. The knowledgeable persons were contacted to cross check the information provided by the institutions involved in the implementation of the programme and to get the necessary feedback from the general public. The information provided by the knowledgeable persons regarding the Programme has been discussed briefly in this chapter.

Table No 15
Project-wise no. of knowledgeable persons

S. No	Name of the Project	No. of Sample Villages	No. of Knowledgeable persons contacted
01	Kulgam	05	35
02	D.H Pora	05	35
03	Devsar	05	35
04	H.S Bugh	07	49
05	Pahloo	05	35
Total		27	189

As many as hundred eighty nine (189) knowledgeable persons Seven (07) from each sample village of the district viz 05 sample villages from Kulgam, 05 from ICDS project D.H Pora, 05 from ICDS project Devsar, 07 villages from ICDS project H.S Bugh and 5 villages from Pahloo were interviewed in order to assess the impact of programme.

9.1. SOURCES OF AWARENESS ABOUT THE PROGRAMME

As per the schedule designed for the field survey, the knowledgeable persons were asked about the sources of awareness regarding the Programme. A statistical analysis in this regard is reflected in the table given below.

Table No 16
Project-wise sources of awareness about the Programme

S. No	Name of Project	No. of Knowledgeable persons	No. of Knowledgeable persons aware about the Programme	Sources of awareness			
				AWC	Health Centre	Media	Departmental Events
01	Kulgam	35	24	13	04	03	04
02	D.H Pora	35	16	10	02	02	02
03	Devsar	35	15	09	02	03	01
04	H.S Bugh	49	29	20	04	03	02
05	Pahloo	35	18	11	04	02	01
Total		189	102	63	16	13	10

The above table reveals that only 102 (54%) knowledgeable persons were aware about the Programme leaving around half the respondents who were unaware of any such programme being implemented by the govt. Regarding the sources of awareness 63 knowledgeable persons (62%) acquired information from concerned AWCs, 16 (16%) got information from the concerned Health-Centre, 13 knowledgeable persons (13%) got the information through various sources of media like Radio, TV, Social Media, Print and Electronic media and 10 knowledgeable persons (9%) got the awareness through the events/field programmes (Awareness Camps, Nukads, Bandepather, Janamotsav days, Prabhat Pheries etc).organized by the field agencies of different departments.

9.2. PREFERENCE & PERCEPTION TOWARDS GIRL CHILD

The information collected from the knowledgeable persons from diverse backgrounds regarding the preference and perception towards girl child is reflected in the following tables.

Table No 17
Project-wise Status of preference and perception towards child

S.No	Name of the Project	No. of Knowledgeable persons contacted		No. of Knowledgeable Persons who					
				Prefer male Child		Prefer Girl Child		were Indifferent	
		Literate	Illiterate	Literate	Illiterate	Literate	Illiterate	Literate	Illiterate
01	Kulgam	31	04	09	2	03	1	18	1
02	D.H Pora	26	09	07	3	04	1	14	5
03	Devsar	29	06	08	3	04	1	17	2

04	H.S Bugh	40	09	10	4	09	2	22	3
05	Pahloo	30	05	09	2	04	1	18	2
Total		156	33	43	14	24	6	89	13

As is revealed by the table 27.56% of literate respondents showed their preference for male child, 15.38% for girl child whereas 57.00% were found indifferent. Whereas among illiterate respondents 42% favored for male child, 18% for girl child 39% were indifferent regarding having a male or a girl child. This clearly indicates that illiterates have more preference for male child as compared the literates. Education therefore is an important factor to eradicate the discrimination in favour male child.

Table No 18
Project-wise Status of preference and perception towards child

S. No	Name of the Project	No. of Knowledgeable persons contacted					No. of Knowledgeable Persons who														
							Prefer male Child		Prefer Girl Child			Are Indifferent									
		Farmers	Businessmen	Housewives	Religious	Students	Farmers	Businessmen	Housewives	Religious	Students	Farmers	Businessmen	Housewives	Religious	Students					
01	Kulgam	14	7	6	5	5	0	0	3	0	1	3	0	1	2	3	6	2	2	2	1
02	D.H Pora	12	8	5	5	5	0	0	3	0	2	4	0	1	2	2	5	3	1	1	1
03	Devsar	11	8	6	5	5	0	0	3	0	2	3	0	1	1	1	4	4	2	3	3
04	H.S Bugh	17	0	7	7	7	0	0	2	0	1	5	0	2	2	3	7	3	3	3	2
05	Pahloo	12	7	5	5	5	0	0	2	0	1	4	0	1	2	2	4	2	2	2	2
Total		66	40	29	27	27	2	1	1	0	1	1	1	1	2	1	1	1	1	1	9

The table depicts that preference among people from different occupations/professions like farmer, businessmen, housewives, students and religious preachers. As can be revealed from the table that out of 189 respondents, 29% of farmers, 25% businessmen, 21% Housewives, 44% students and 41% religious preachers prefer girl child. Whereas, 41% of Religious Preachers and 42% of students were indifferent towards either Male or a Girl child.

9.3. SATISFACTION LEVEL OF PUBLIC ABOUT THE PROGRAMME

A statistical analysis of the information collected from the knowledgeable persons regarding the question is reflected in the following table.

Table No 19
Project-wise Satisfaction of knowledgeable persons

S. No	Name of the Project	No. of Knowledgeable persons aware about the Programme	No. of Knowledgeable persons who are of the view that Programme		
			Changed attitude of parents towards girl child	encouraged couples to have Girl Child	encouraged Parents to Enroll Girl Child in nearest School
01	Kulgam	24	22	07	23
02	D.H Pora	16	12	05	13
03	Devsar	15	12	04	13
04	H.S Bugh	29	21	06	23
05	Pahloo	18	13	06	15
Total		102	80	28	87

The above data reveals that out of 102 knowledgeable persons who were aware about the Programme 80 (78%) were of the view that the programmes like GCPP have considerably changed attitude of parents towards the girl child, 28(27%) knowledgeable persons believe that GCPP encouraged couples to have girl child and 87(85%) knowledgeable persons were of the view that the programme encouraged parents to enroll their girl child in the School.

10. References :

- I. Kumar Naveen (2015), "Beti Bachao and Beti Padhao(Save the Girl Child and Educate Her) (A Geographical Analysis of Child Sex Ratio of Haryana)". GLOBAL JOURNAL FOR RESEARCH ANALYSIS. Volume-4, Issue-6, June-2015 • ISSN No 2277 – 8160
- II. Varsha and Sangwan (2018), "Awareness on Gender Empowerment and Beti Bachao Beti Padhao Through Intervention". International Journal of Research in Humanities, Arts and Literature, Vol. 6, Issue 1, Jan 2018, 227-234
- III. Ghosh et al (2015), "Women's empowerment and education: Panchayats and women's Self-help Groups in India." sagepub.co.uk/journalsPermissions.nav DOI: 10.1177/1478210315571214
- IV. G. Janaki Ramaiaha, T. Chandrasekarayyab and P. Vinayaga Murthyb-Declining Child Sex Ratio in India: Trends, Issues and Concerns, Asia Pacific Journal of Social Science. Vol.III (1), Jan-June 2011, pp.183-198

- V. Census of India 2011
- VI. Sethi, B. 2006. Girls Child Education: Rising to Challenge.14(3):107
- VII. Prathap,D.P. and ponnusamy k.a. 2006 ,effectiveness of four mass media channels on the knowledge gain of rural women . spiring 13(1):73-81
- VIII. Jammu and Kashmir Economic Survey 2017