



Machine Learning based Employee Layoff Prediction

¹ miss. Sneha mhatre

² Miss. Prajakta patil

³ Miss. Chinmayee Patil

⁴ Mrs. Shamna Sadanand

^{1,2,3}IT Students, ⁴Assistant Professor

Pillai HOC College of Engineering and Technology

Abstract— Due to the global competitive environment, there are numerous opportunities for skilled and talented individuals to join various organizations. Employee turnover is regarded as one of the most challenging issues facing by organizations today. Through machine learning techniques, organizations can now predict the turnover of their employees. This method can help them take effective actions based on the predicted turnover.

Keywords — Employee Attrition, Turnover, Random Forest Classifier, Machine Learning, Supervised Learning, prediction.

I. INTRODUCTION

Employee turnover is appeared as the important problem for all corporations these days, due to its unfavourable consequences on place of business productivity, and accomplishing organizational targets on time. Today, corporations positioned a whole lot of attempt into human resource (HR) departments in which one in every of maximum critical responsibilities is to manipulate worker attrition to reduce worker turnover. Replacing skilled employees who leaves for other corporations charges cash in shape of hiring fees and education for the new worker. Furthermore, tacit and specific expertise is misplaced while an worker leaves, and social courting which can be critical may be broken. HR worker regularly conflict with explaining their fee introduction for their corporations and one in every of their responsibilities is to make HR be greater tremendous through higher selections. Today, there's an boom in HR departments looking to base selections on information. Data-pushed selections can result in higher organizational performance. A not unusual place approach for

prediction functions inside information analytics is machine learning (ML). Machine Learning is the way to examine to make computer systems study from experience. The concept is for an set of rules to study from datasets, and enhance whilst it's far uncovered to new information. Potentially, ML might be utilized in HR departments to expect worker attrition. Employee turnover is gambling a big part. There are numerous consequences on worker turnover that would have negative consequences on organization. Organizations are trying and are expecting worker turnover and use those facts in order to decrease the worker turnover rates. With excessive precision in prediction , corporations can take essential moves at due route of time for retention or succession of employees . The number one goal is to expect worker attrition i.e. whether or not the worker is making plans to go away or retain to in the organization.

II. RELATED WORK

[1] *Predicting Employee Attrition using XGBoost Machine Learning Approach*

Rachna Jain¹ and Anand Nayyar (2018)

The primary ideal of this exploration paper is to prognosticate hand waste i.e. whether the hand is planning to leave or continue to work within the association. This paper propose a new model for prognosticating Hand Waste using Machine Learning grounded approach i.e. XGBoost which is largely robust.

[2] *Machine Learning based Attrition Prediction*
Abhiroop Nandi Ray and Judhajit Sanyal (2019)

The paper utilizes probabilistic estimation to prognosticate waste from the mortal resource database of a company. Probabilistic estimation models are used in numerous cases, frequently in combination with other styles similar as retrogression and decision trees.

New machine learning algorithms similar as XG Boost have also been proposed.

[3] *Analysis and Prediction of Employee Turnover Characteristics based on Machine Learning*

Heng Zhang ,Lexi Xu, Xinzhou Cheng,Kun Chao, Xueqing Zhao (2018)

Hand development indicated the staff decides to leave the company. This paper employs machine literacy fashion to sort out the characteristics of hand development. Likewise it espoused GBDT algorithm and LR algorithm to fit the characteristics model which influences hand development. Eventually this paper implements the hand development vaticination in realistic companies, which provides an effective reference for companies to reduce the development rate of workers.

III. PROBLEM STATEMENT

Worker undermining is a major cost to an association and soothsaying likewise attritions is the most important necessity of the Mortal Resources department in numerous associations.

It refers to the loss of retainers through a natural process, parallel as recession, quitting, elimination of position, peculiar health, or other corresponding reasons.

When worker leaves it's spendy for business. It takes time and moneybags to find and train cover.

So it's important to read worker undermining .

Worker undermining must be downscaled for a company as it increases the high training cost and the critical business time of an association.

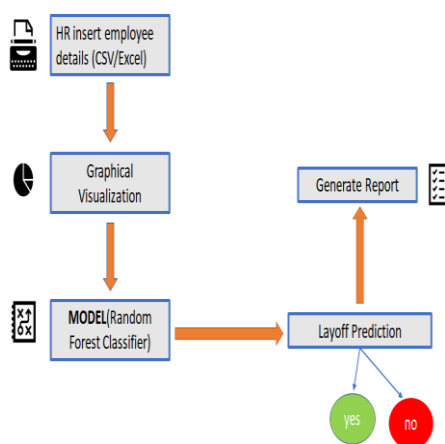
Worker undermining affects both high and low players similarly.

There are two sides to worker undermining positive and negative.

Positive undermining occurs when low performing workers leave willingly or are fired.

When top- performing workers who are responsible for deals and boosting gain becomes demotivated and start looking for exit it's known as Negative undermining.

IV. PROPOSED SYSTEM



Step1 - HR inserts the jobholder details in CSV or excel format which consists of attributes (write trait).

Step 2 - Graphical visualization representing pie maps and histograms, which gives detailed information graphically about the HR fitted dataset.

Step 3 - Model used will be Random Forest Classifier which undergoes the following way once the dataset is passed to it

- Step 1 – First, start with the selection of arbitrary samples from a given dataset.

- Step 2 – Next, this algorithm will construct a decision tree for each sample. Also it'll get the forecast result from each decision tree.

- Step 3 – In this step, the result will be performed for every prognosticated result.

- Step 4 – At last, elect the utmost vaticination result as the final vaticination result.

Step 4 - Undermining vaticination will be applied to each hand, stating where it'll leave or not leave the association.

V. METHODOLOGY

1. DATA MODELLING PROCESS

Organizations can profit from the use of Prediction Models and get largely accurate predictions rested on their data. The model can help to uncover the factors which contribute to the issues the most-has the most effect on the data set. Within this research, the Prediction Model is looking for the factors affecting waste and get insights hand geste by using Prediction Explanations. The system has two phases- Training and Testing Phase. Expert knowledge is used for developing class markers in the Training Phase. Relationships between features are defined according to data. Also ML algorithms process the data. Within this phase, we use 70 percentage of the data set for training. In the Testing Phase the rest 30 percentage of data is used. Prophetic Model is applied for testing if these workers would leave their organization. By using this model high- impact factors can be honoured to help organizations to concentrate their strategies and opinions on utmost applicable issues.

2. DATA TRAINING

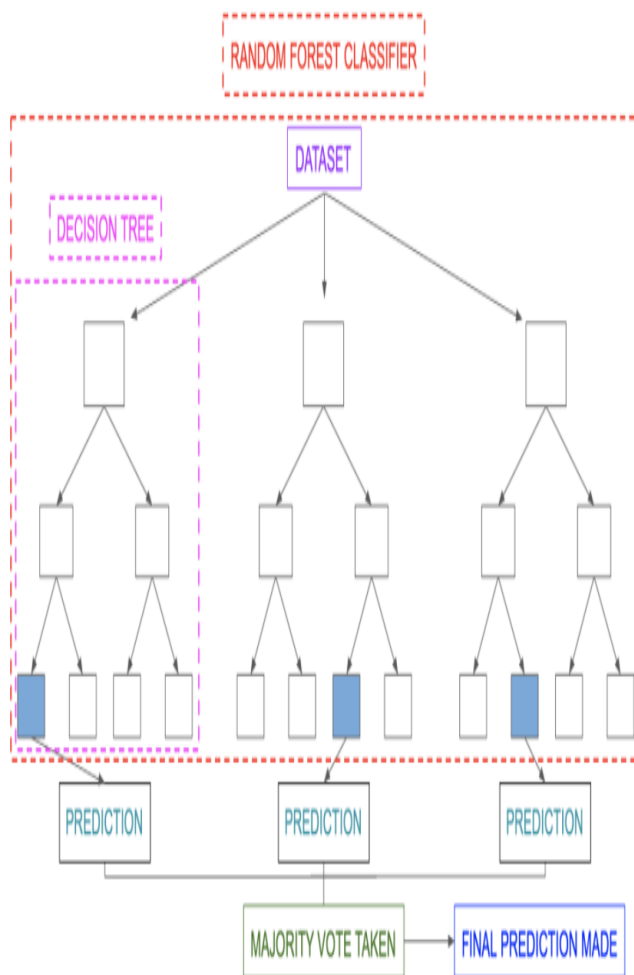
Data set used was acquired from KAGGLE. The sample shape is 14999 with a aggregate of 10 attributes. Attributes include several descriptive measures. It also includes all once and present records of workers. The crucial target is ‘ ‘ Waste ’ ’. Measures describing hand motivational factors are pay and benefits, job involvement and training. Also, several satisfaction measures- terrain, connections and job satisfaction. The main features (attributes) presented in the data set are Employee ID, satisfaction position, last evaluation, number of systems, average yearly hours, time spend in association, accidents during work time, creation during last 5 times, department, payment.

VI. ALGORITHM

Random forest

Random forests are a supervised Machine learning algorithm that's extensively used in regression and bracket problems and produces, indeed without hyper parameter tuning a great result utmost of the time. It's maybe the most habituated algorithm because of its simplicity. It builds a number of decision trees on different samples and also takes the maturity vote if it's a bracket problem.

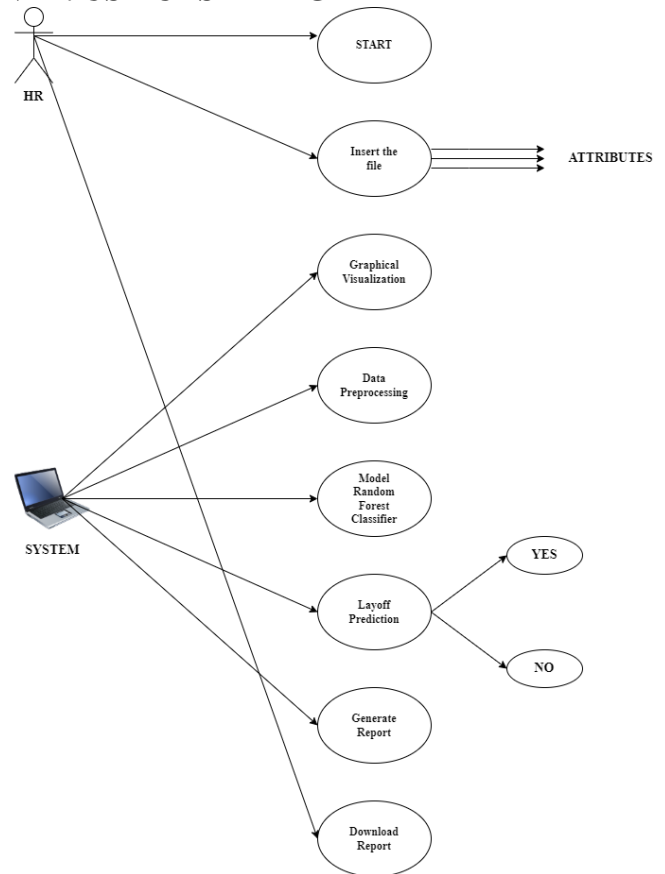
Random forests (RF) construct numerous individual decision trees at training. Prognostications from all trees are pooled to make the final vaticination; the mode of the classes for bracket or the mean vaticination for regression. As they use a collection of results to make a final decision, they're appertained to as Ensemble ways.



Prediction accuracy of the proposed method

	precision	recall	f1-score	support
0	0.99	1.00	1.00	3450
1	0.99	0.97	0.98	1050
accuracy			0.99	4500
macro avg	0.99	0.99	0.99	4500
weighted avg	0.99	0.99	0.99	4500

VIII. USE CASE DIAGRAM



VII.MODEL CONFIGURATION

The model is using two phases: training phase and testing phase.

The model validation technique used for this particular data set was splitting the data set 70:30. 70% of data was used for training and 30% was held out. After validating the data and training the models' optimal configuration these models were tested on 30% holdout sample.

IX. RESULTS

Fig 1: Individual Employee Status

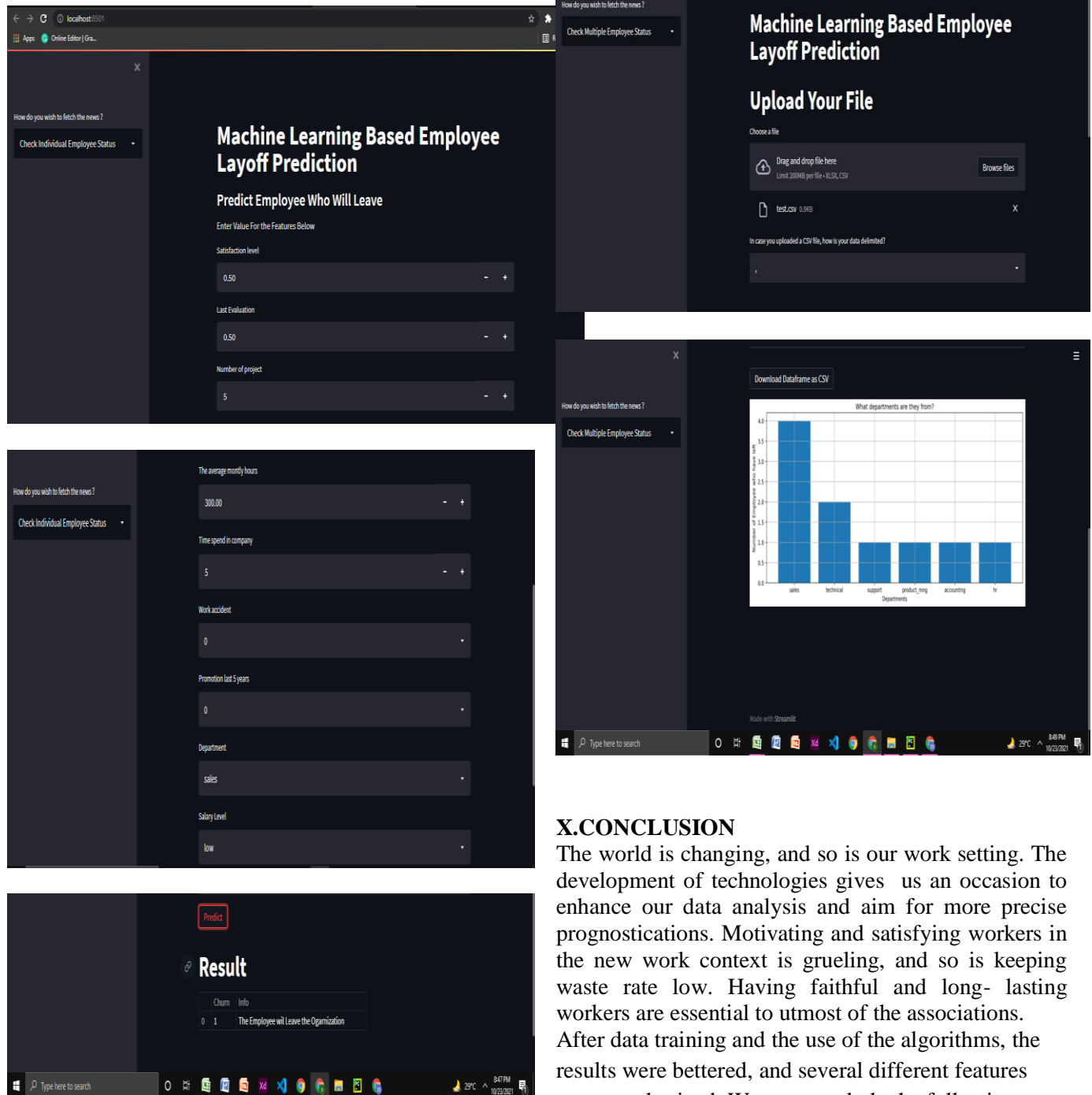


Fig 2: Multiple Employee Status

X.CONCLUSION

The world is changing, and so is our work setting. The development of technologies gives us an occasion to enhance our data analysis and aim for more precise prognostications. Motivating and satisfying workers in the new work context is grueling, and so is keeping waste rate low. Having faithful and long- lasting workers are essential to utmost of the associations. After data training and the use of the algorithms, the results were bettered, and several different features were emphasized. We can conclude the following points- Crucial pointers that gesture that an jobholder will leave the company. Probability that an jobholder will leave the company.

XI. ACKNOWLEDGEMENT

We remain immensely obliged to Mrs.Shamna Sadanand for providing us with the moral and technical support and guiding us. We would also like to thank our guide for providing us with her expert opinion and valuable suggestions at every stage of the project. We would like to thank Dr.Divya Chirayil, Head of Information Technology for her motivation and

valuable support. This acknowledgment is incomplete without thanking teaching and non-teaching staff of the department for their kind support. We would also like to thank Dr. J.W.Bakal, Principal of Pillai HOC College of Engineering and Technology, Rasayani for providing the infrastructure and resources required for the project.

XII. REFERENCES

- * Predicting Employee Attrition using XGBoost Machine Learning Approach Rachna Jain¹ and Anand Nayyar (2018)
Copyright © IEEE– 2018 978-1-5386-6369
- * Machine Learning based Attrition Prediction Abhiroop Nandi Ray and Judhajit Sanyal (2019)
- * Analysis and Prediction of Employee Turnover Characteristics based on Machine Learning Heng Zhang ,Lexi Xu, Xinzhou Cheng,Kun Chao, Xueqing Zhao (2018)
- * Predicting Employee Attrition Using Machine Learning Techniques Francesca Fallucchi ^{1,2}, Marco Coladangelo ¹, Romeo Giuliano ¹, and Ernesto William De Luca computers-09-00086
- * Predicting employee attrition with machine learning – FREDRIK NORRMAN